

TAFISA
Mission
2030



TAFISA Mission 2030 Survey 2022 –Summary–



Date 31 May 2022
Published by Sasakawa Sports Foundation (SSF)
1-2-2 Akasaka Minato-ku, Tokyo 107-0052 Japan
<https://www.ssf.or.jp/en/index.html>
mission2030@ssf.or.jp

TAFISA
c/o Commerzbank / Filiale Höchst Hostatostraße 2
D-65929 Frankfurt am Main Germany

Supervised by Prof. Dr. Yasuo Yamaguchi
Board Member of TAFISA,
Board Member of TAFISA-JAPAN,
University of Marketing and Distribution Sciences



Survey Methods

- Survey subjects: 360 organisations that are joining as the TAFISA members
- Sample numbers: 50 organisations
- Survey method: Web-based questionnaire survey
- Survey period: February – March 2022
- Survey questions: Membership types, Countries/Regions, Awareness of Mission 2030 related resources, and Importance and Performance on 12 themes, etc.

Reference

Yasuo Yamaguchi, Tomohiko Yoshida, Masanori Tamazawa, and Shiro Yamaguchi (2022). "Importance-Performance Analysis of Sport Policies in TAFISA Countries and Regions". Annual Review for the Sociology of Physical Education and Sport 3:1-13.

Mission 2030 Themes (12 themes)



Characteristics of Samples

Membership types

As for membership types, International members were at the highest level of 47%, followed by National members at 40%, and Supporter members at 13%.

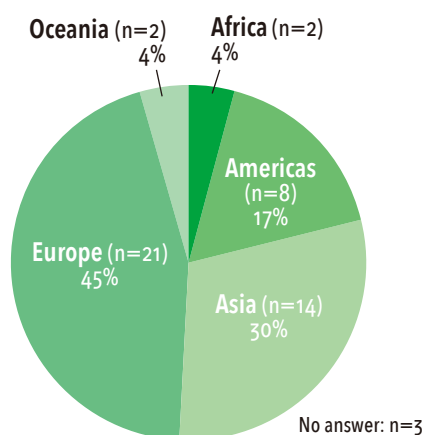


Countries/Regions (n=32)

- Australia
- Austria (n=2)
- Bulgaria
- Canada (n=2)
- China
- Chinese Taipei
- Cuba
- Denmark
- Germany
- Ghana
- Greece
- Hungary (n=2)
- India (n=2)
- Indonesia
- Israel
- Italy
- Japan
- Latvia (n=2)
- Malaysia (n=2)
- Mexico
- Nepal (n=3)
- Philippines
- Qatar
- Dominican Republic
- St. Lucia
- Slovenia
- South Africa
- Spain (n=3)
- Sri Lanka
- Sweden
- Switzerland (n=3)
- USA (n=3)
- No answer: n=4

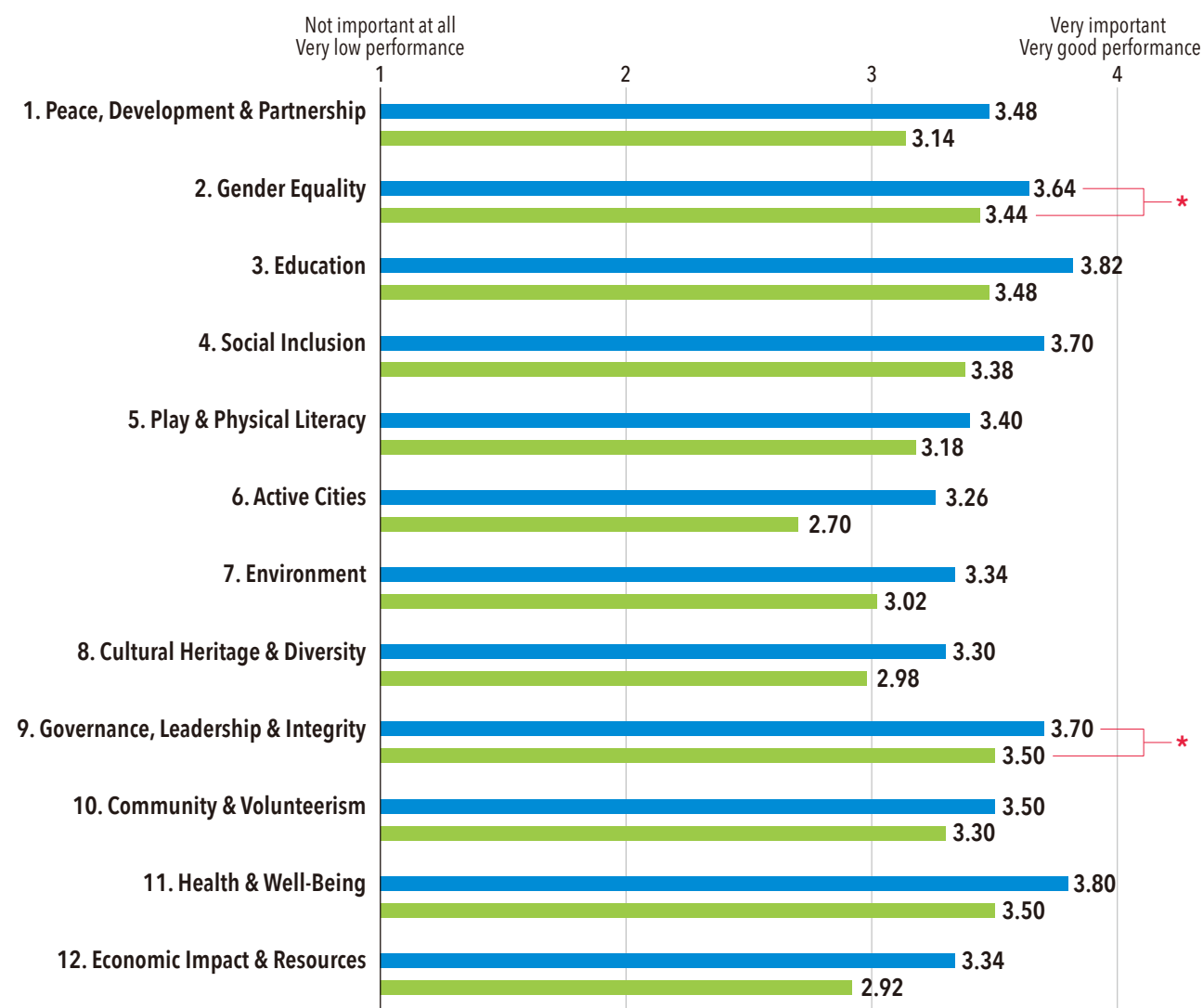
Continents

Continents were based on respondents' answers. The results indicated Europe at 45%, followed by Asia at 30%, Americas at 17%, and Africa and Oceania at 4% respectively.



Main result 1: Comparison of Importance and Performance

■ Average score of Importance
■ Average score of Performance



Across all themes, Importance was scored higher than Performance.

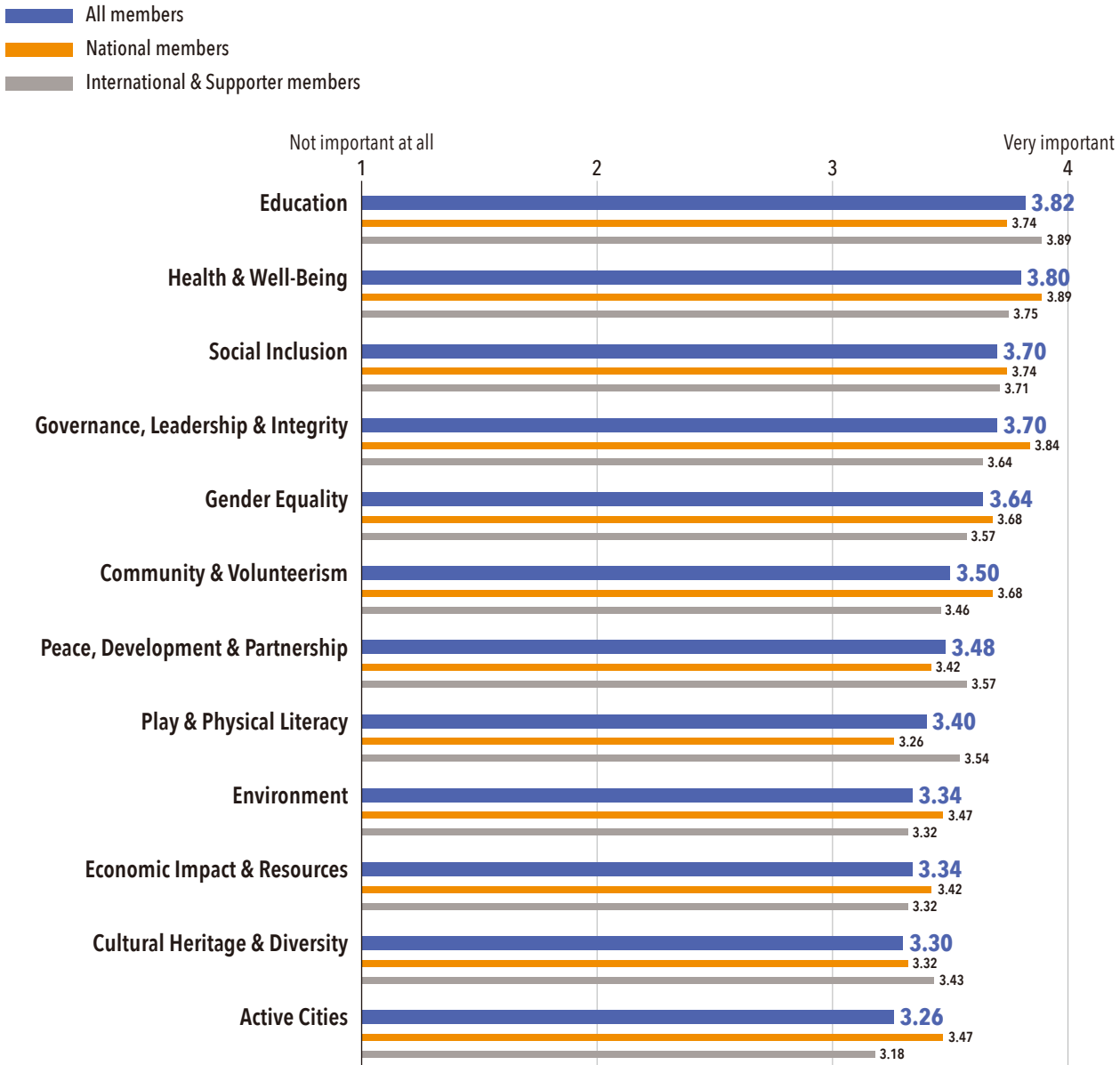
Comparison analyses of “perceived importance” (hereinafter Importance) and “self-assessed performance” (hereinafter Performance) on 12 themes of TAFISA Mission 2030 among TAFISA members were conducted. Respondents measured Importance and Performance on 12 themes in their own organisations based on a 4-point scale respectively.

The results exhibited that regarding all themes, Importance was more likely to be highly scored than Performance. More especially, except for only two themes—“Gender Equality” and “Governance, Leadership & Integrity”, a paired-samples *t*-test showed that Importance was significantly higher than Performance in each theme.

- Note 1. Performance indicates the extent to which your organisation has been working towards achieving each theme.
- Note 2. A 4-point scale of Importance: 1 = Not important at all, 2 = Not very important, 3 = Quite important, and 4 = Very important.
- Note 3. A 4-point scale of Performance: 1 = Very low performance, 2 = Low performance, 3 = Good performance, and 4 = Very good performance.
- Note 4. “*” means that there was no statistically significant difference between Importance score and Performance score by a paired-samples *t*-test.

Main result 2:

Ranking of Importance by Membership Types



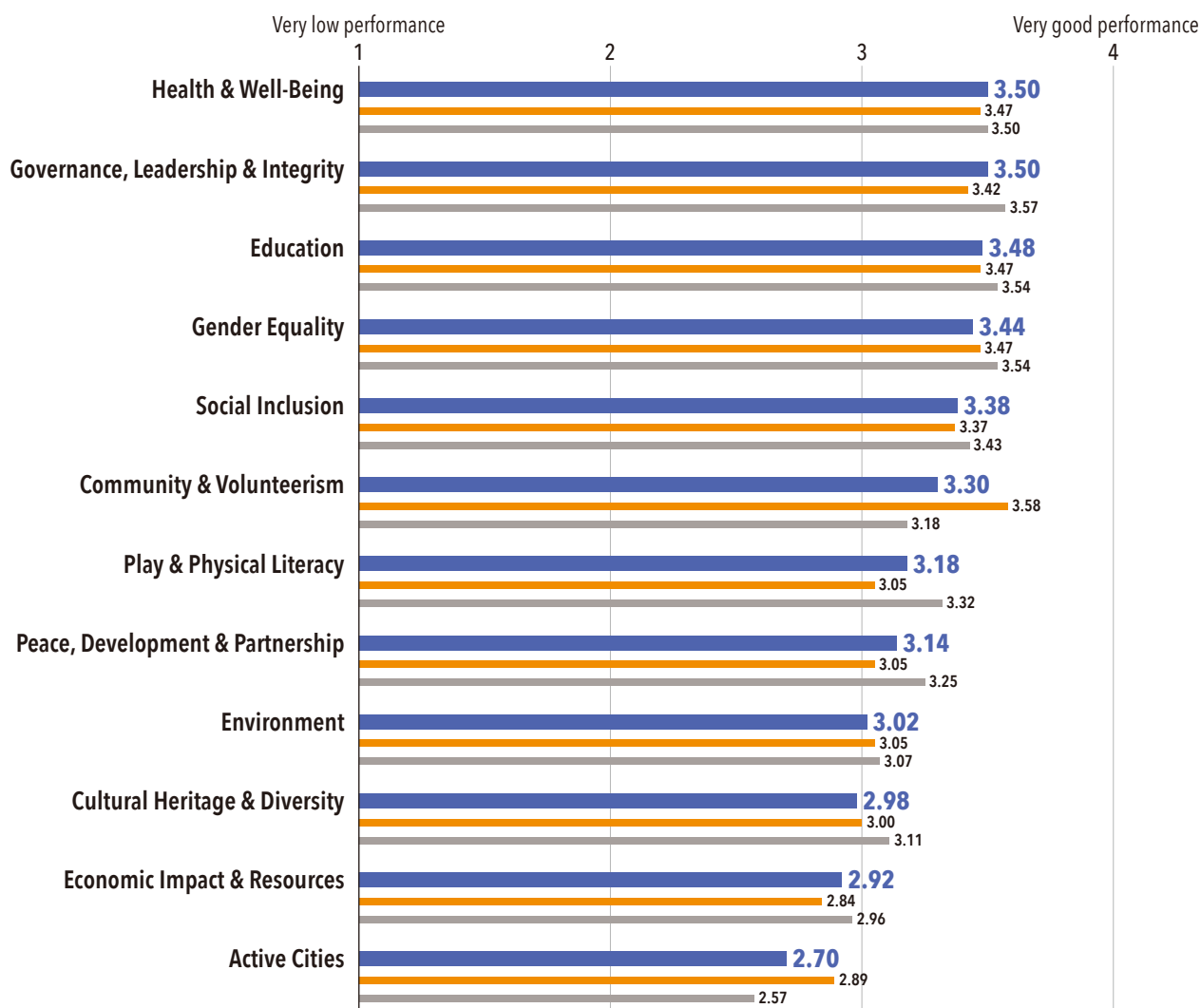

Top 5 themes: "Education", "Health & Well-Being", "Social Inclusion", "Governance, Leadership & Integrity", and "Gender Equality"

The graph shows the ranking of Importance on 12 themes of TAFISA Mission 2030 among TAFISA members. The ranking was ordered by average scores for all members (blue bars). Orange bars and grey bars indicate average scores for National members and those for International & Supporter members respectively.

Regarding all members, all of themes were scored higher than the rating of "Quite important" (> 3.00). This shows that all themes of TAFISA Mission 2030 are relevant to members. In particular, "Education" was at the highest average score of 3.82, followed by "Health & Well-Being" at 3.80, "Social Inclusion" and "Governance, Leadership & Integrity" at 3.70, and "Gender Equality" at 3.64 as Top 5 ranked themes. In contrast, "Active Cities" was ranked on the lowest of 3.26.

In regard to comparisons depending on membership types, "Community & Volunteerism" (3.68) and "Active Cities" (3.47) in National members were scored much higher than those (3.46; 3.18) in International & Supporter members compared to other themes. Meanwhile, the opposite was seen in the case of "Play & Physical Literacy" (National members: 3.26; International & Supporter members: 3.54).

Main result 3: Ranking of Performance by Membership Types



Top 5 themes: "Health & Well-Being", "Governance, Leadership & Integrity", "Education", "Gender Equality", and "Social Inclusion"

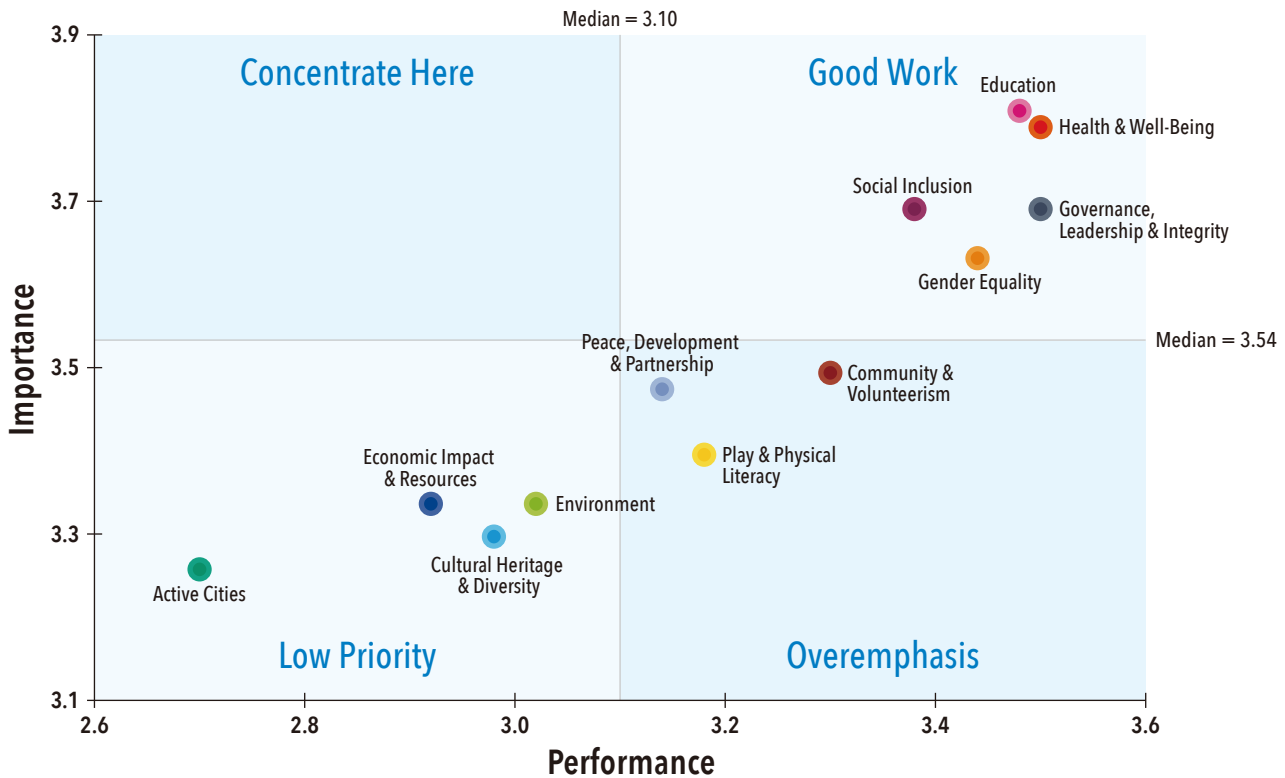
The ranking of Performance on 12 themes of TAFISA Mission 2030 is shown in the graph. The ranking was ordered by average scores for all members (Blue bars). Orange bars and grey bars signify average scores for National members and those for International & Supporter members respectively.

As for all members, "Health & Well-Being" and "Governance, Leadership & Integrity" were highlighted at the highest average score of Performance—3.50, followed by "Education" at 3.48, "Gender Equality" at 3.44, and "Social Inclusion" at 3.38. These Top 5 themes were also ranked in the Top 5 themes of Importance despite the slight difference in the orders between them. Moreover, "Active Cities", at the lowest Importance, indicated the lowest Performance, too.

Regarding comparisons depending on membership types, "Community & Volunteerism" (3.58) and "Active Cities" (2.89) in National members were scored higher than those (3.18; 2.57) in International & Supporter members compared to other themes. Except for the above two themes, average scores of International & Supporter members were generally higher than those of National members throughout all themes. More especially, "Play & Physical Literacy" (3.32) and "Peace, Development & Partnership" (3.25) in International & Supporter members had a much higher average score than those (3.05; 3.05) in National members.

Main result 4:

Importance & Performance Analysis (4 Quadrant Analysis)



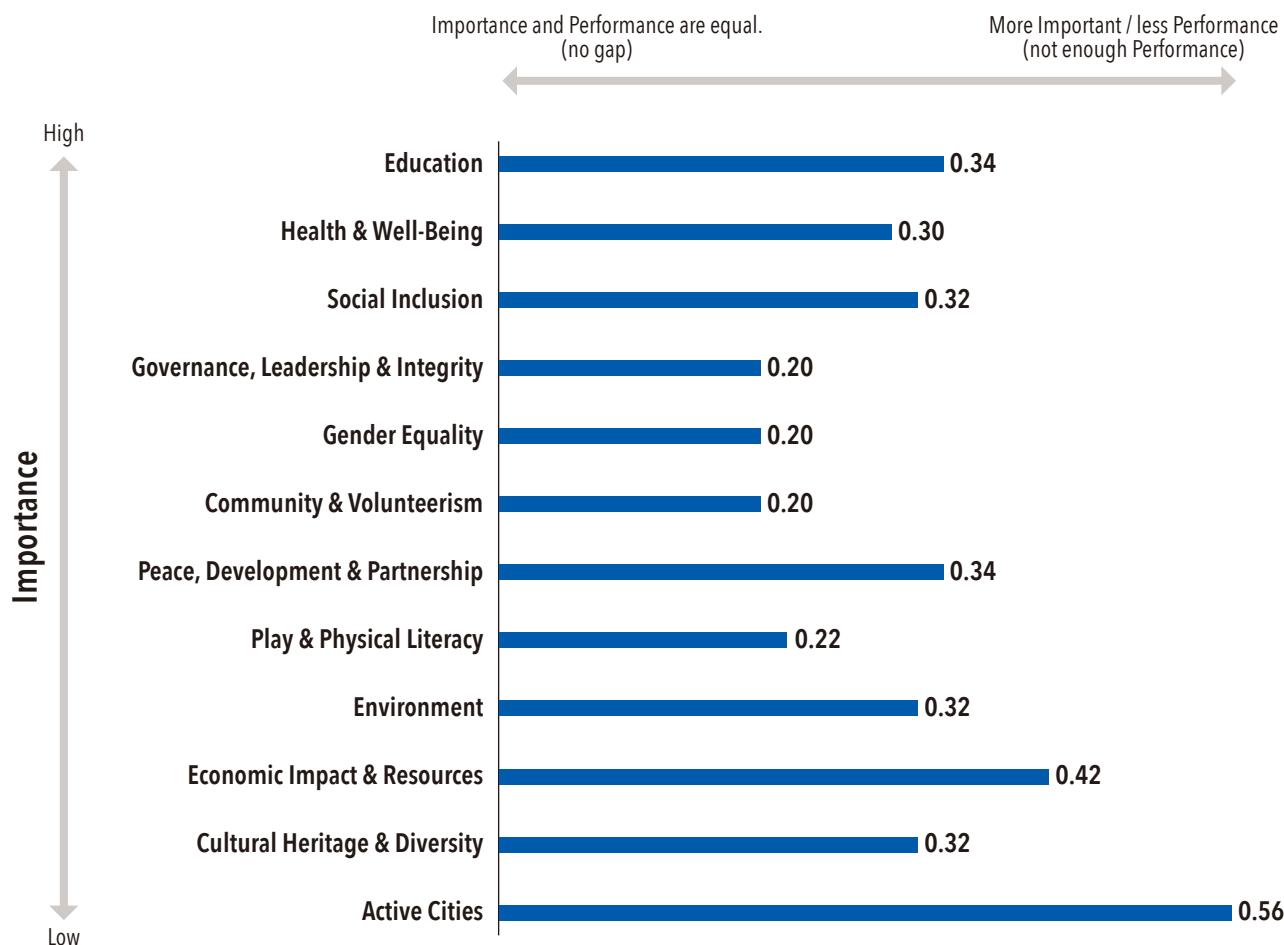
5 themes as “Good Work”: “Education”, “Health & Well-Being”, “Social Inclusion”, “Governance, Leadership & Integrity”, and “Gender Equality”

The graph is a scatter diagram that indicates the interaction between Importance and Performance. The vertical axis shows average scores of Importance for 12 themes, while the horizontal axis exhibits average scores of Performance for those. All the interactions were categorized into four quadrants that were divided by each median score of Importance and Performance. We named a quadrant where both Importance and Performance were higher than each median score to “Good Work”; that where the opposite happened to “Low Priority”; that where Importance was higher than its median score while Performance was lower than its median score to “Concentrate Here”; that where the opposite happened to “Overemphasis”.

The results highlighted that the quadrant of “Good Work” had five themes: “Education”, “Health & Well-Being”, “Social Inclusion”, “Governance, Leadership & Integrity”, and “Gender Equality”. We can say that these themes have been performed well, and thus should be continuously worked on given the higher Importance. On the contrary, four themes—“Active Cities”, “Cultural Heritage & Diversity”, “Environment”, and “Economic Impact & Resources”—were placed in the “Low Priority” quadrant. Moreover, three themes—“Community & Volunteerism”, “Peace, Development & Partnership”, and “Play & Physical Literacy”—were categorized into the “Overemphasis” quadrant.

Main result 5:

Importance & Performance Analysis (Gap Analysis)



A huge Importance-Performance gap in "Economic Impact & Resources" and "Active Cities"

The differences between average scores of Importance and Performance were analysed. Values in the graph indicate gaps between average scores of Importance and those of Performance. Given the graph on page 6 showing that the relationship between Importance and Performance was close to a linear relation, it can be said that the larger the gap, the less the Performance score than the Importance score.

From the results, it can be interpreted that although "Education", "Health & Well-being", and "Social Inclusion" were ranked high in Importance, they were perceived as less performed by TAFISA members than other Top 5 themes. It means that better performance is required on those themes. Interestingly, "Economic Impact & Resources" and "Active Cities" had a very low Importance score, and there were even huge gaps between their Importance and Performance.



© SSF World Sports Photo Contest

Acknowledgments

TAFISA Mission 2030 was adopted by the TAFISA General Assembly in Seoul, Korea on 16th November 2017. Since then, it has become the guiding document to fight the worldwide physical inactivity epidemic for every TAFISA member who promotes the Sport for All and Physical Activity (SAPA) movement around the world. TAFISA Mission 2030 aims to create a better world through Sport for All by 2030 for the next generation to enjoy.

In order to achieve this aim, it is agreed that the TAFISA members would share the experiences or challenges of implementing programmes based on Mission 2030 every two years at the World Congress. Therefore, we assume that this survey report could be one of the crucial steps to assess the current status of promoting Mission 2030.

The purpose of this survey is to better understand the priorities and needs of TAFISA members, and how TAFISA office can effectively support the members' work through its programmes and services. This survey is being jointly conducted by TAFISA office and its member, the Sasakawa Sports Foundation (SSF), Japan's only sports-oriented think tank with a broad range of expertise in research and surveys. In addition, this survey is supervised by Prof. Dr. Yasuo Yamaguchi, a board member of TAFISA. We would like to express our deep gratitude for his great contribution.

We sincerely hope that this report will be of interest to all of you and will accelerate the implementation of Mission 2030 and lead to the further development of the global SAPA movement!!



Gaëtan Garcia

Communications, Marketing
& PR Manager, TAFISA



Masanori TAMAZAWA (Max)

Managing Director, Sasakawa Sports Foundation
Board Member, TAFISA-JAPAN

About TAFISA

TAFISA is the leading international Sport for All organisation, with 380 member organisations in more than 170 countries and regions worldwide. We actively cooperate with other global changemakers (including the UN, WHO, UNESCO, IOC, EU and others) in our mission to promote sport and physical activity for all. TAFISA's vision and mission is to create a better world by unfolding the potential of Sport for All and physical activity, maximising its contribution to overcoming global challenges. While the world is facing an unprecedented physical inactivity pandemic, threatening our future and that of the next generations, TAFISA endeavours to reintroduce sport and physical activity into the lives of all citizens, bringing joy, health, social interaction, integration and development to all people around the globe.

About Sasakawa Sports Foundation

The Sasakawa Sports Foundation (SSF) is Japan's only sports-oriented think tank. We are led by a dedicated group of data scientists, researchers, and sports enthusiasts who are committed to improving health and increasing longevity. They represent a broad range of expertise spanning sports policy, governance, economics, disability sports, and public policy.



Masanori TAMAZAWA (Max)

Managing Director,
Sasakawa Sports Foundation
Board Member, TAFISA-JAPAN